

Australia's Indian community experienced the largest growth in 2018



A recent data release from the ABS shows some interesting findings about Australia's population and migration trends for the year ending 2018. These key findings include:

- **Net overseas migration:** Net overseas migration (NOM) was 248,400 in 2018, 2.8% higher than in 2017 (6,700 more people)
- **Births:** 314,900 births in 2018, an increase of 10,600 compared to 2017.
- **Total growth:** 404,800 people in 2018, (growing in 2018 by nearly the size of Canberra - 420,960 people).

Download our latest population map:

AUSTRALIA'S POPULATION MAP

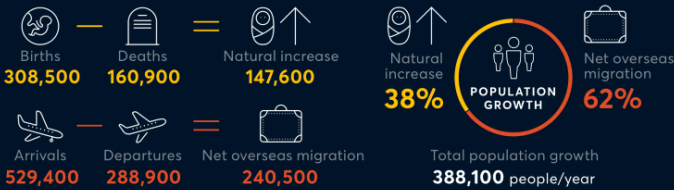
HOUSEHOLDS



EMPLOYMENT



POPULATION

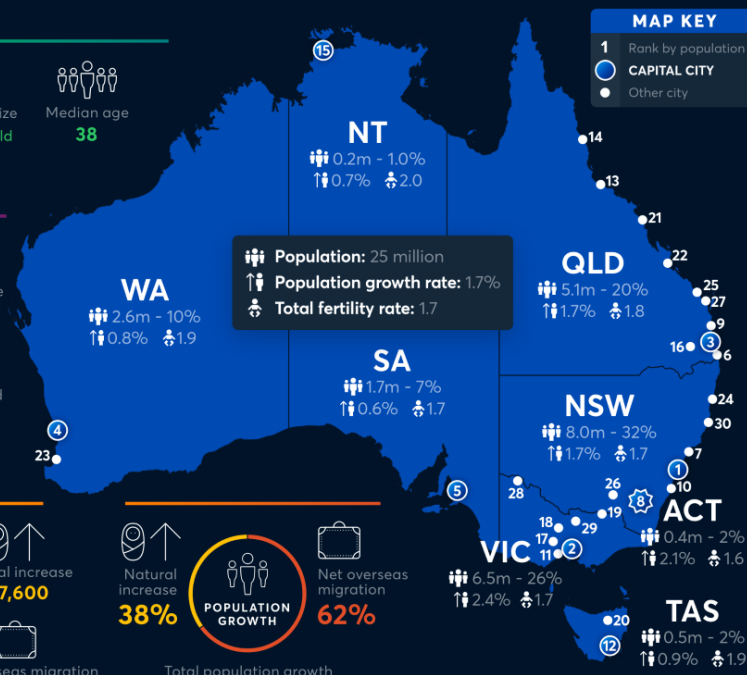


MAP KEY

- 1 Rank by population
- CAPITAL CITY
- Other city

CITY BY POPULATION


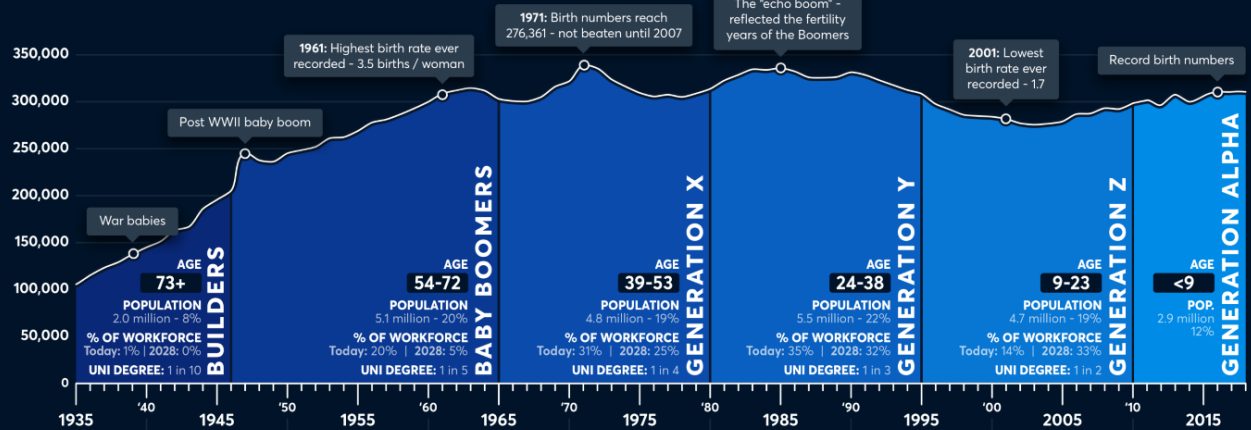
#	CITY	'000
1	SYDNEY	5235
2	MELBOURNE	5000
3	BRISBANE	2457
4	PERTH	2064
5	ADELAIDE	1344
6	Gold Coast	680
7	Newcastle	486
8	ACT/CANBERRA	417
9	Sunshine Coast	334
10	Wollongong	303
11	Geelong	267
12	HOBART	229
13	Townsville	182
14	Cairns	154
15	DARWIN	147
16	Toowoomba	137
17	Ballarat	105
18	Bendigo	99
19	Albury - Wodonga	93
20	Launceston	87
21	Mackay	80
22	Rockhampton	79
23	Bunbury	75
24	Coffs Harbour	72
25	Bundaberg	71
26	Wagga Wagga	56
27	Hervey Bay	54
28	Mildura	52
29	Shepparton	52
30	Port Macquarie	48



©© McCrindle 2018 | Source: McCrindle, ABS

AUSTRALIA'S GENERATIONAL PROFILE

POPULATION BY YEAR OF BIRTH



<p>Life expectancy at birth ♂ 80.4 ♀ 84.6</p>	<p>Median age of parents (new births) ♂ 33.3 ♀ 31.2</p>	<p>Median age first marriage ♂ 30.3 ♀ 28.7</p>	<p>Total fertility rate Australia: 1.7 OECD: 1.7</p>
--	--	---	---

England is still leading, but likely to be replaced by China and India by 2030

Almost three in ten (29%) Australians were born overseas and when we see the top five countries of birth, it shows fascinating trends towards Asian migration. Australians born in England is still the largest group, however by 2030 China and India are likely to rise above England.

Country of birth	Total resident population (all residents)	% growth in last 12 months	# growth in the last 12 months
England	991,530	-0.61%	-6,080
China	650,700	7%	44,390
India	592,310	10%	54,240
New Zealand	568,290	0.18%	1,000
The Philippines	277,510	4%	11,730

In 2018, the fastest growing countries of birth other than Australia (out of the 40 top countries) include:

Fastest growing country (out of top 40 countries)	Growth rate in 2018	Numerical growth in 2018
Nepal	28%	20,630 people
Brazil	15%	6,070 people
Pakistan	10%	7,760 people

For more information

If you found this article interesting, download our free [McCrimdle Insights Report](#) for more information on the trends shaping the future of Australia.

For media commentary contact us on 02 8824 3422 or at info@mccrindle.com.au